



# THE BIG PLASTIC COUNT

11-17 MARCH

Dear Parents and Carers,

Friday 8th March 2024

**We invite everyone at home to participate in positive change. Together, we can build even more evidence about what happens to our plastic waste to help put a stop to the plastic crisis.**

In 2022, nearly 250,000 people from schools, households and communities across the country made The Big Plastic Count the biggest ever investigation into UK household plastic waste. It showed that nearly 100 billion pieces of plastic are thrown away in the UK each year, with hardly any of it recycled.

The rest is burned, sent abroad or ends up in landfill. We can't recycle our way out of the plastic waste crisis, so The Big Plastic Count is back – and this time we've got an even bigger target in our sights – The Global Plastics Treaty.

By joining thousands of people across the country and counting all the plastic you throw away for a week, you can gather the vital evidence we need to convince UK ministers, supermarkets and big brands to lead the way at the global talks that could finally phase out plastic production for good.

Let's get counting to make the Global Plastics Treaty as big and bold as it can be.



The UK Government needs to push for a strong and ambitious Global Plastics Treaty. The treaty needs to include an end to plastic pollution, a phase-out of new plastic production, and ensure a just and inclusive transition to a low-carbon, zero-waste, reuse-based economy.

**This isn't about rating anyone's recycling habits, and we wouldn't want anyone to feel embarrassed by how much plastic they use. We know that there are some plastic items which are essential for disabled people, or people with medical conditions, and so these won't be included in the count.**

## HOW TO TAKE PART

It's easy! From Monday morning until Sunday evening, **count as you throw!**

Simply mark every piece of plastic package as you throw it away on the [Let's Count Tally Sheet](#) (attached).

## TOP TIPS

1. Put the [Let's Count Tally Sheet](#) up on your fridge, or near your bin or recycling.
2. Tell everyone you live with that you're going to be taking part and ask them to include their plastic waste in the count too.
3. Using the [Let's Count Tally Sheet](#), record the different types of household plastic packaging waste you use for one week. This includes plastic going in your bin and plastic you put out for recycling.
4. Use the [Plastic ID Tool](#) to look up plastic items if you need to.
5. Remember to write down any piece of plastic packaging you use while out and about, then mark it on your tally sheet when you get back home.

## WHAT NOT TO COUNT

- ▶ **Don't** include: plasters, medication packaging, non-dairy milk/juice cartons, nappies, dog poo bags, plastic cutlery or period products.
- ▶ We **don't** want to include plastic items that are used for medical or sanitary reasons, or by people with disabilities who rely on plastic items for independence.
- ▶ Also, we are **not** counting coffee cups or Tetra Pak, the plasticised cardboard material that many juice/milk cartons are made of.
- ▶ Check out the Plastic ID Tool online to familiarise yourself with the kinds of plastics we're counting up for this survey.

Once your household has completed the survey, your child will need to:

Record their results online at home via our unique class link:

<https://thebigplasticcount.com/submit/6187/2w-9>

Find out more about The Big Plastic Count here: [thebigplasticcount.com](https://thebigplasticcount.com).



We'd like to say a huge thank you for taking part in this important investigation!

**Together, we can build even more evidence about what really happens to our plastic.**

Best wishes,

Mr Middleburg  
Assistant Headteacher



**THE BIG  
PLASTIC  
COUNT  
11-17 MARCH**

# LET'S COUNT!

## TALLY SHEET

Print this off and stick it somewhere you'll see it, then tally the types of plastic packaging you throw away each day.







Tick off the days as you count your plastic:






M  T  W  T  F  S  S

Name:




Class:




### FOOD & DRINK

	<b>Small bottles (up to 500ml)</b> (water, soft drinks, sauces etc.)	<b>Total</b>
	<input type="text" value="e.g.     "/>	<input type="text"/>
	<b>Large bottles (over 500ml)</b> (water, squash, cooking oil, milk etc.)	
	<input type="text"/>	<input type="text"/>
	<b>Hard plastic caps and lids</b> (from bottles, cartons, jars etc.)	
	<input type="text"/>	<input type="text"/>
	<b>Peelable film lids</b> (from soft fruits, fish, falafels, dips etc.)	
	<input type="text"/>	<input type="text"/>
	<b>Fruit and veg trays, pots and their hard lids</b> (berries, grapes, stir fry, tomatoes etc.)	
	<input type="text"/>	<input type="text"/>
	<b>Fruit, veg and salad bags, wrappers and nets</b> (salad, bananas, cucumber, lemons etc.)	
	<input type="text"/>	<input type="text"/>

	<b>Black pots, tubs and trays</b> (ready meals, chilled foods, cooked meats etc.)	<b>Total</b>
	<input type="text"/>	<input type="text"/>
	<b>Pots, tubs and trays</b> (yoghurt, dips, butter, pastries, meat etc.)	
	<input type="text"/>	<input type="text"/>
	<b>Snack bags, packets and wrappers</b> (crisps, biscuits, cereal bars, chocolate etc.)	
	<input type="text"/>	<input type="text"/>
	<b>Other hard food and drink packaging</b> (coffee pods, plastic corks, polystyrene cups etc.)	
	<input type="text"/>	<input type="text"/>
	<b>Other soft food and drink packaging</b> (rice, bread bags, frozen peas, cling film, cheese etc.)	
	<input type="text"/>	<input type="text"/>

### CLEANING & TOILETRIES

	<b>Small bottles (up to 500ml)</b> (hand wash, shampoo, washing up liquid etc.)	
	<input type="text"/>	<input type="text"/>
	<b>Large bottles (over 500ml)</b> (toilet cleaner, bleach, surface cleaner etc.)	
	<input type="text"/>	<input type="text"/>
	<b>Pots, tubs and tubes</b> (moisturiser, suncream, laundry tablets etc.)	
	<input type="text"/>	<input type="text"/>

	<b>Squeezy tubes</b> (toothpaste, make-up, skincare cream etc.)	
	<input type="text"/>	<input type="text"/>
	<b>Other hard cleaning and toiletries packaging</b> (toothbrush packs, razor packs, mascara etc.)	
	<input type="text"/>	<input type="text"/>
	<b>Other soft cleaning and toiletries packaging</b> (toilet roll wrap, dishwasher tabs, wet wipes packs etc.)	
	<input type="text"/>	<input type="text"/>

### EVERYTHING ELSE

	<b>Other hard plastic packaging</b> (plastic packaging for toys, tech, stationery, DIY etc.)	
	<input type="text"/>	<input type="text"/>

	<b>Other soft plastic packaging</b> (pet food pouches, carrier bags, bubble wrap etc.)	
	<input type="text"/>	<input type="text"/>

### NOT SURE WHERE TO PUT AN ITEM?

Check out our Plastic ID tool:  
[thebigplasticcount.com/help](http://thebigplasticcount.com/help)  
or scan the QR code to the right.

